

GUY BROAD



- INSTRUCTION PAGES -

E-TYPE 5 SPEED GEARBOX KIT

Parts
TO
Preserve
THE
Past

Jaguar XK Parts & Restoration Specialist
Follow the Journey on **Instagram** @guybroadspares



KIT INCLUDES:

Complete BroadSport Gearbox | Complete Gear Linkage assembly | Reverse Light Switch | Speedometer Cable assembly | Rear Chassis Mounting Kit | AP Organic Clutch Plate | 8x Bellhousing Mounting Bolts (7/16"UNC)

GEAR RATIOS:

1st = 3.31:1
2nd = 2.08:1
3rd = 1.36:1
4th = 1:1
5th = 0.763:1
Reverse = 3.26:1

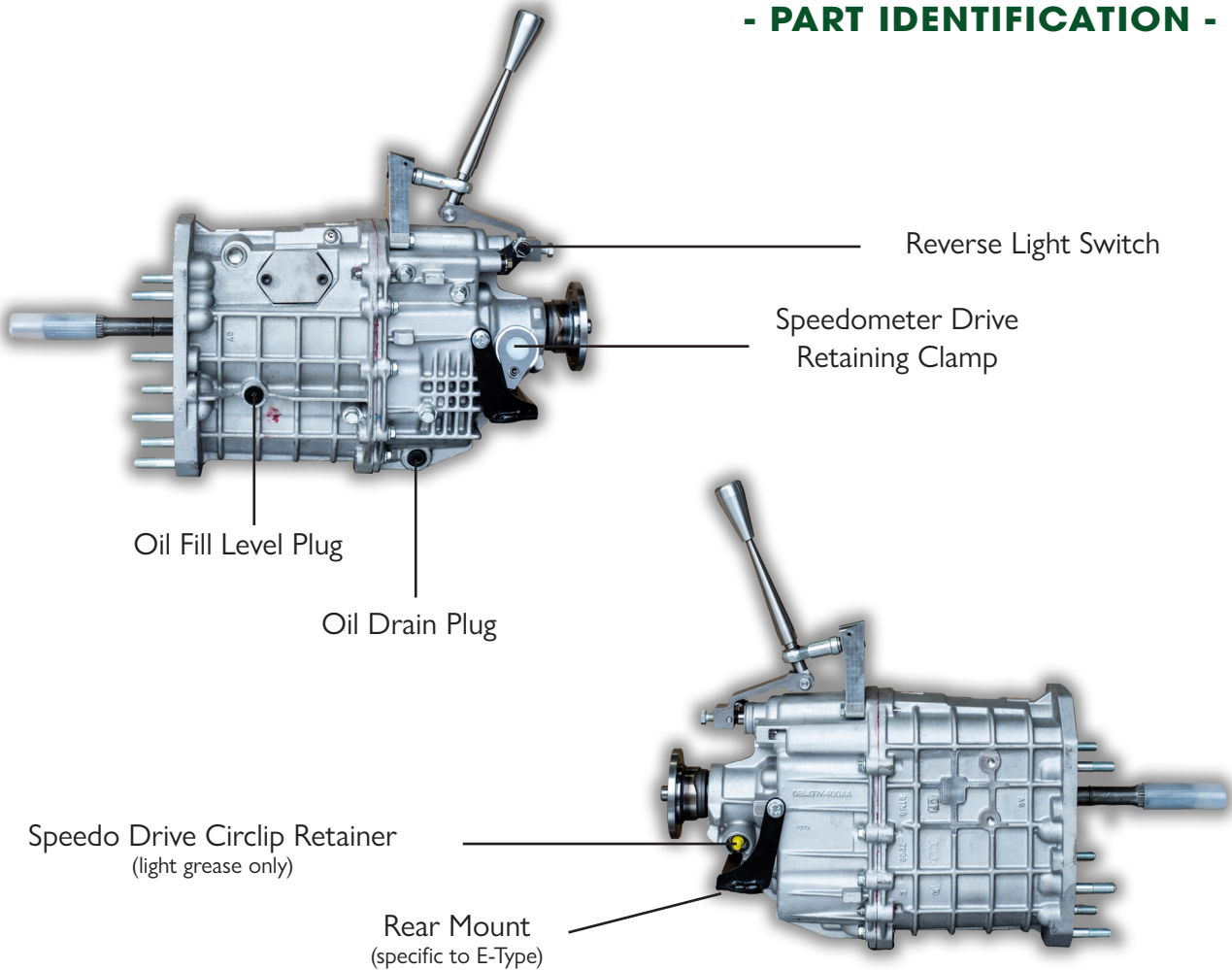
WARNING!

*When fitting the gearbox
DO NOT try to change gears
without rotating the shafts
and without proper lubricant
inside the gearbox!*

IMPORTANT:

After initial instillation we strongly recommend that you check all fixtures, fittings and components which you may have removed during instillation. After filling the gearbox with 1.2 Litres of SAE80 W90 Gear Oil, check reverse light switch is operational. Then test drive the car without trim.

- PART IDENTIFICATION -



Telephone: +44 (0) 1676 541 980 | E-mail: sales@guybroad.co.uk | Online: www.guybroad.co.uk
Broadacres - Wall Hill Road - Corley - Coventry - West Midlands - CV7 8AD - England, UK

GUY BROAD



- INSTRUCTION PAGES -

E-TYPE 5 SPEED GEARBOX KIT

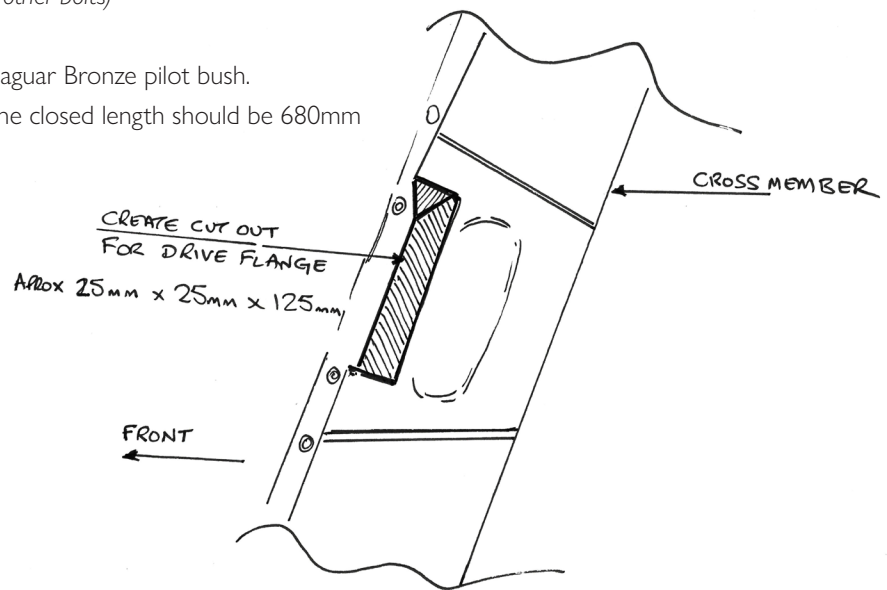
**Parts to
Preserve
THE Past**

Jaguar XK Parts & Restoration Specialist
Follow the Journey on **Instagram** @guybroadspares



NOTES:

- Original Bellhousing can be used with a BroadSport 5 Speed.
- Bellhousing to gearbox mounting bolts are supplied with nuts and washers also in box.
(these should not be changed out with any other bolts)
- 7/16" UNC thread into gearbox case.
- This Gearbox can be used with original Jaguar Bronze pilot bush.
- If you are altering your own Propshaft, the closed length should be 680mm




ASSEMBLY:

Cut chassis crossmember if necessary, to clear rear boss of Gearbox. Before the final welding of the insert check alignment of Gearbox and Propshaft and the clearance of Propshaft flange to crossmember.



Fitment of
Speedo Cable



Rear Mounting
Plate to Floor
Supplied